


KABOB SERIES HEAVY DUTY RADIANT BROILER

■ **GRATES ARE
OPTIONAL**



WELDED #304 STAINLESS STEEL
Grease pan for water as needed



STAINLESS STEEL TUBE
25,000 BTU Burners every 6 inch

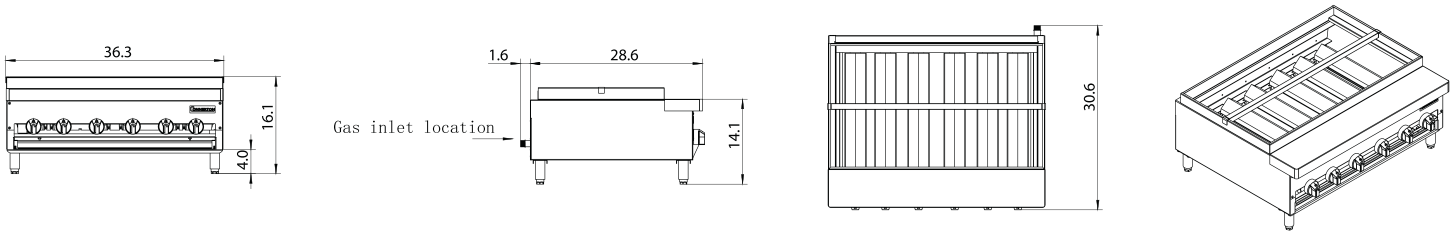


19.5" DEEP COOKING SURFACE
Heavy Duty Grates Increased area
for maximum production














AVAILABLE OPTIONS:

- 1/2" Steel Rolling Rod Grates
- 4" Legs Accessory
- Floor Model Accessory
- Skewer bracket available



MODEL	WIDTH	DEPTH	BTU	BURNERS	WT. (EST)*	WT. (EST)*
KABOB-12	12"	28"	50,000	2	80	100
KABOB-18	18"	28"	75,000	3	110	130
KABOB-24	24"	28"	100,000	4	140	165
KABOB-30	30"	28"	125,000	5	175	200
KABOB-36	36"	28"	150,000	6	210	240
KABOB-42	42"	28"	175,000	7	250	280
KABOB-48	48"	28"	200,000	8	290	325
KABOB-60	60"	28"	250,000	10	370	450
KABOB-72	72"	28"	300,000	12	450	540

▶ PRODUCT SPECIFICATIONS:

 BODY 16 Gauge #304 Stainless Steel, Fully Welded	 FIRE BOX 14 Gauge #304 Stainless Steel, Welded to Body	 FRONT Removable 18 Gauge #304 Stainless Steel Panel	 TOP GRATES Heavy Duty Cast Iron w/ "Grease Flow Channels"	 RADIANTS Heavy Duty Cast Iron	 BURNERS 25,000 BTU Stainless Steel Tubular Burner
 DRIP PAN 18 Gauge #304 Stainless Steel	 VALVES Heavy Duty Brass	 GAS INLET $\frac{3}{4}$ NPT	 GAS PRESSURE 5.0" Natural, 11.0" Propane (Inches Water Column)	 LEGS (FLOOR MODEL) #304 Stainless Steel tubing with Stainless Steel undershelf and adjustable feet or casters.	

▶ NOTES:

Gas Pressure Regulator is supplied and must be installed Non-Combustible Locations Only:

- 0" Clearance sides and back
- Specify counter or floor model
- Specify type of gas and altitude if over 2,000 feet



Connerton reserves the right, without notice, to make changes and revisions in product specifications, materials and design, which in our opinion will provide better performance, durability and efficiency.